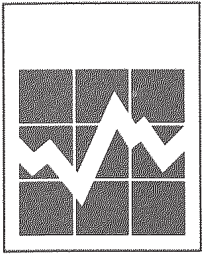


Statistics Canada (Canadian Centre for Health Information): Health Reports, Supplement No. 13, Vol. 2, No. 4, Life Tables, Canada and Provinces, 1985-1987; Ottawa, 1991, p. 36-39.



Catalogue 82-003S Quarterly

Canadian Centre
for Health Information

Health Reports

Supplement No. 13
1990 Volume 2 No. 4

**Life Tables, Canada
and Provinces
1985-1987**




Catalogue 82-003S Trimestriel

Centre canadien
d'information sur la santé

Rapports sur la santé

Supplément n° 13
1990 volume 2 n° 4

**Tables de mortalité
Canada et provinces
1985-1987**



Statistics
Canada

Statistique
Canada

Canada

LIFE TABLE 1985-1987 TABLE DE MORTALITE

ONTARIO

MALE / SEXE MASCULIN

AGE	L	D	P	Q	LL	T	E
0	100000	767	0.99233	0.00767	99326	7348786	73.49
1	99233	62	0.99937	0.00063	99199	7249460	73.05
2	99171	43	0.99956	0.00044	99149	7150261	72.10
3	99128	31	0.99969	0.00031	99113	7051111	71.13
4	99097	28	0.99972	0.00028	99083	6951998	70.15
5	99069	23	0.99976	0.00024	99057	6852915	69.17
6	99046	20	0.99980	0.00020	99036	6753858	68.19
7	99026	17	0.99983	0.00017	99017	6654822	67.20
8	99009	15	0.99985	0.00015	99002	6555805	66.21
9	98994	15	0.99985	0.00015	98987	6456803	65.22
10	98979	16	0.99983	0.00017	98971	6357817	64.23
11	98969	19	0.99981	0.00019	98953	6258846	63.24
12	98944	24	0.99976	0.00024	98932	6159892	62.26
13	98920	33	0.99967	0.00033	98904	6060960	61.27
14	98887	45	0.99954	0.00046	98865	5962056	60.29
15	98842	59	0.99940	0.00060	98813	5863192	59.32
16	98783	72	0.99927	0.00073	98747	5764379	58.35
17	98711	83	0.99916	0.00084	98670	5665632	57.40
18	98628	90	0.99908	0.00092	98583	5566962	56.44
19	98538	98	0.99901	0.00099	98489	5468379	55.50
20	98440	104	0.99895	0.00105	98388	5369891	54.55
21	98336	107	0.99891	0.00109	98283	5271502	53.61
22	98229	111	0.99888	0.00112	98174	5173220	52.66
23	98118	111	0.99887	0.00113	98063	5075046	51.72
24	98007	109	0.99888	0.00112	97952	4976983	50.78
25	97898	107	0.99891	0.00109	97844	4879031	49.84
26	97791	105	0.99893	0.00107	97738	4781187	48.89
27	97686	104	0.99893	0.00107	97634	4683448	47.94
28	97582	106	0.99892	0.00108	97529	4585814	46.99
29	97476	107	0.99890	0.00110	97423	4488285	46.04
30	97369	110	0.99887	0.00113	97314	4390863	45.10
31	97259	113	0.99884	0.00116	97203	4293548	44.15
32	97146	116	0.99880	0.00120	97088	4196346	43.20
33	97030	120	0.99877	0.00123	96970	4099258	42.25
34	96910	122	0.99874	0.00126	96849	4002288	41.30
35	96788	125	0.99871	0.00129	96726	3905439	40.35
36	96663	130	0.99865	0.00135	96598	3808713	39.40
37	96533	138	0.99857	0.00143	96464	3712115	38.45
38	96395	148	0.99846	0.00154	96321	3615650	37.51
39	96247	161	0.99833	0.00167	96167	3519329	36.57
40	96086	175	0.99818	0.00182	95999	3423163	35.63
41	95911	192	0.99800	0.00200	95815	3327164	34.69
42	95719	211	0.99780	0.00220	95613	3231349	33.76
43	95508	231	0.99758	0.00242	95393	3135736	32.83
44	95277	251	0.99736	0.00264	95151	3040343	31.91
45	95026	276	0.99711	0.00289	94888	2945192	30.99
46	94750	303	0.99680	0.00320	94599	2850304	30.08
47	94447	337	0.99642	0.00358	94278	2755705	29.18
48	94110	379	0.99598	0.00402	93920	2661427	28.28
49	93731	423	0.99548	0.00452	93520	2567506	27.39
50	93308	474	0.99492	0.00508	93071	2473986	26.51
51	92834	529	0.99430	0.00570	92570	2380916	25.65
52	92305	589	0.99362	0.00638	92011	2288346	24.79
53	91716	652	0.99289	0.00711	91390	2196335	23.95
54	91064	719	0.99211	0.00789	90705	2104945	23.12

LIFE TABLE 1985-1987 TABLE DE MORTALITE
ONTARIO
MALE / SEXE MASCULIN

AGE	L	D	P	Q	LL	T	E
55.....	90345	790	0.99126	0.00874	89950	2014241	22.29
56.....	89555	867	0.99032	0.00968	89122	1924290	21.49
57.....	88688	952	0.98926	0.01074	88212	1835169	20.69
58.....	87736	1043	0.98811	0.01189	87214	1746957	19.91
59.....	86693	1137	0.98689	0.01311	86124	1659743	19.15
60.....	85556	1237	0.98555	0.01445	84937	1573619	18.39
61.....	84319	1343	0.98407	0.01593	83648	1488681	17.66
62.....	82976	1457	0.98243	0.01757	82248	1405033	16.93
63.....	81519	1578	0.98064	0.01936	80730	1322786	16.23
64.....	79941	1701	0.97873	0.02127	79090	1242056	15.54
65.....	78240	1827	0.97665	0.02335	77327	1162965	14.86
66.....	76413	1957	0.97438	0.02562	75435	1085639	14.21
67.....	74456	2093	0.97190	0.02810	73410	1010204	13.57
68.....	72363	2225	0.96924	0.03076	71250	936795	12.95
69.....	70138	2354	0.96644	0.03356	68961	865544	12.34
70.....	67784	2480	0.96341	0.03659	66544	796583	11.75
71.....	65304	2608	0.96007	0.03993	64000	730039	11.18
72.....	62696	2738	0.95633	0.04367	61327	666039	10.62
73.....	59958	2863	0.95224	0.04776	58526	604712	10.09
74.....	57095	2978	0.94785	0.05215	55606	546185	9.57
75.....	54117	3079	0.94310	0.05690	52577	490579	9.07
76.....	51038	3170	0.93790	0.06210	49453	438002	8.58
77.....	47868	3246	0.93218	0.06782	46245	388549	8.12
78.....	44622	3302	0.92601	0.07399	42971	342304	7.67
79.....	41320	3329	0.91942	0.08058	39656	299333	7.24
80.....	37991	3330	0.91234	0.08766	36326	259677	6.84
81.....	34661	3305	0.90467	0.09533	33009	223351	6.44
82.....	31356	3251	0.89631	0.10369	29731	190342	6.07
83.....	28105	3166	0.88734	0.11266	26522	160612	5.71
84.....	24939	3048	0.87780	0.12220	23415	134090	5.38
85.....	21891	2898	0.86761	0.13239	20442	110675	5.06
85+.....	18993	18993	0.00000	1.00000	90232	90232	4.75

LIFE TABLE 1985-1987 TABLE DE MORTALITE

ONTARIO

FEMALE / SEXE FEMININ

AGE	L	D	P	Q	LL	T	E
0.....	100000	638	0.99962	0.00638	99447	7972583	79.73
1.....	99362	58	0.99941	0.00059	99331	7873135	79.24
2.....	99304	39	0.99961	0.00039	99281	7773805	78.28
3.....	99265	28	0.99971	0.00029	99251	7674524	77.31
4.....	99237	26	0.99975	0.00025	99219	7575272	76.34
5.....	99211	20	0.99979	0.00021	99201	7476053	75.35
6.....	99191	17	0.99983	0.00017	99183	7376852	74.37
7.....	99174	13	0.99987	0.00013	99168	7277669	73.38
8.....	99161	12	0.99988	0.00012	99155	7178501	72.39
9.....	99149	11	0.99988	0.00012	99144	7079346	71.40
10.....	99138	12	0.99988	0.00012	99132	6980202	70.41
11.....	99126	14	0.99986	0.00014	99119	6881071	69.42
12.....	99112	16	0.99984	0.00016	99104	6781952	68.43
13.....	99096	19	0.99981	0.00019	99086	6682848	67.44
14.....	99077	24	0.99976	0.00024	99065	6583761	66.45
15.....	99053	28	0.99971	0.00029	99039	6484696	65.47
16.....	99025	33	0.99967	0.00033	99009	6385657	64.49
17.....	98992	36	0.99964	0.00036	98974	6286649	63.51
18.....	98956	37	0.99963	0.00037	98938	6187674	62.53
19.....	98919	37	0.99962	0.00038	98901	6088736	61.55
20.....	98882	37	0.99963	0.00037	98864	5989835	60.58
21.....	98845	36	0.99963	0.00037	98827	5890972	59.60
22.....	98809	36	0.99963	0.00037	98791	5792144	58.62
23.....	98773	37	0.99963	0.00037	98754	5693354	57.64
24.....	98736	37	0.99962	0.00038	98717	5594599	56.66
25.....	98699	38	0.99962	0.00038	98680	5495882	55.68
26.....	98661	38	0.99961	0.00039	98642	5397202	54.70
27.....	98623	40	0.99960	0.00040	98603	5298560	53.73
28.....	98583	41	0.99958	0.00042	98562	5199957	52.75
29.....	98542	43	0.99956	0.00044	98520	5101395	51.77
30.....	98499	46	0.99954	0.00046	98476	5002875	50.79
31.....	98453	48	0.99951	0.00049	98429	4804398	49.81
32.....	98405	51	0.99948	0.00052	98380	4605969	48.84
33.....	98354	54	0.99945	0.00055	98327	4407589	47.86
34.....	98300	58	0.99941	0.00059	98271	4209262	46.89
35.....	98242	62	0.99937	0.00063	98211	4010991	45.92
36.....	98180	68	0.99931	0.00069	98146	3812781	44.95
37.....	98112	74	0.99924	0.00076	98075	3614634	43.98
38.....	98038	84	0.99915	0.00085	97996	3416559	43.01
39.....	97954	93	0.99904	0.00096	97908	3218563	42.05
40.....	97861	106	0.99892	0.00108	97808	3020656	41.09
41.....	97755	118	0.99879	0.00121	97696	2822848	40.13
42.....	97637	133	0.99864	0.00136	97570	2625152	39.18
43.....	97504	148	0.99848	0.00152	97430	2427582	38.23
44.....	97356	165	0.99831	0.00169	97273	2230152	37.29
45.....	97191	181	0.99813	0.00187	97101	2032879	36.35
46.....	97010	201	0.99793	0.00207	96909	1835778	35.42
47.....	96809	223	0.99770	0.00230	96697	1638669	34.49
48.....	96586	247	0.99745	0.00255	96463	1441723	33.57
49.....	96339	273	0.99717	0.00283	96203	1245099	32.65
50.....	96066	300	0.99687	0.00313	95916	1049507	31.74
51.....	95766	331	0.99655	0.00345	95601	853991	30.84
52.....	95435	361	0.99621	0.00379	95255	658990	29.95
53.....	95074	393	0.99587	0.00413	94878	464735	29.06
54.....	94681	425	0.99551	0.00449	94469	269858	28.18

LIFE TABLE 1985-1987 TABLE DE MORTALITE

ONTARIO

FEMALE / SEXE FEMININ

AGE	L	D	P	Q	LL	T	E
55.....	94256	459	0.99513	0.00487	94027	2573389	27.30
56.....	93797	496	0.99471	0.00529	93549	2479362	26.43
57.....	93301	539	0.99422	0.00578	93031	2385813	25.57
58.....	92762	585	0.99369	0.00631	92469	2292782	24.72
59.....	92177	633	0.99313	0.00687	91860	2200313	23.87
60.....	91544	686	0.99251	0.00749	91201	2108453	23.03
61.....	90858	744	0.99181	0.00819	90486	2017252	22.20
62.....	90114	811	0.99100	0.00900	89708	1926766	21.38
63.....	89303	885	0.99009	0.00991	88860	1837058	20.57
64.....	88418	963	0.98911	0.01089	87936	1748198	19.77
65.....	87455	1047	0.98803	0.01197	86931	1660261	18.98
66.....	86408	1140	0.98682	0.01318	85838	1573330	18.21
67.....	85268	1240	0.98545	0.01455	84648	1487492	17.44
68.....	84028	1346	0.98398	0.01602	83355	1402844	16.69
69.....	82682	1453	0.98243	0.01757	81955	1319489	15.96
70.....	81229	1567	0.98071	0.01929	80445	1237534	15.24
71.....	79662	1693	0.97875	0.02125	78815	1157089	14.53
72.....	77969	1834	0.97647	0.02353	77052	1078273	13.83
73.....	76135	1985	0.97393	0.02607	75142	1001221	13.15
74.....	74150	2139	0.97116	0.02884	73080	926079	12.48
75.....	72011	2298	0.96810	0.03190	70862	852999	11.85
76.....	69713	2462	0.96468	0.03532	68482	782137	11.22
77.....	67251	2633	0.96084	0.03916	65935	713655	10.61
78.....	64618	2797	0.95671	0.04329	63219	647720	10.02
79.....	61821	2947	0.95233	0.04767	60347	584501	9.45
80.....	58874	3091	0.94751	0.05249	57329	524154	8.90
81.....	55783	3233	0.94204	0.05796	54167	466825	8.37
82.....	52550	3376	0.93575	0.06425	50862	412659	7.85
83.....	49174	3504	0.92875	0.07125	47422	361796	7.36
84.....	45670	3600	0.92117	0.07883	43870	314375	6.88
85.....	42070	3667	0.91283	0.08717	40236	270505	6.43
85+.....	38403	38403	0.00000	1.00000	230269	230269	6.00